



### Main Features

Frequency	Hz	50
Voltage	V	400
Power factor	cos $\phi$	0.8
Phase and connection		3

### Power Rating

Standby power LTP	kVA	83.00
Standby power LTP	kW	66.40
Prime power PRP	kVA	78.00
Prime power PRP	kW	62.40

#### Ratings definition (According to standard ISO8528 1:2005)

##### PRP - Prime Power:

It is defined as being the maximum power which a generating set is capable of delivering continuously whilst supplying a variable electrical load when operated for an unlimited number of hours per year under the agreed operating conditions with the maintenance intervals and procedures being carried out as prescribed by the manufacturer. The permissible average power output over 24 h of operation shall not exceed 70 % of the prime power.

##### LTP - Limited-Time running Power:

It is defined as the maximum power available, under the agreed operating conditions, for which the generating set is capable of delivering for up to 500 h of operation per year (whose no more than 300 for continuative use) with the maintenance intervals and procedures being carried out as prescribed by the manufacturers. No overload capability is available.

## Engine specifications

Engine manufacturer	Perkins	
Model	1104A-44TG2	
[50Hz] Exhaust emission level	Non Emission Certified	
Engine cooling system	Water	
Nr. of cylinder and disposition	4 in line	
Displacement	cm <sup>3</sup>	4400
Aspiration	Turbocharged	
Speed governor	Mechanical	
Prime gross power PRP	kW	73.4
Maximum gross power LTP	kW	80.7
Oil capacity	l	8
Lube oil consumption @ PRP (max)	%	0.15
Coolant capacity	l	13
Fuel	Diesel	
Specific fuel consumption @ 75% PRP	g/kWh	213.6
Specific fuel consumption @ PRP	g/kWh	214
Starting system	Electric	
Starting engine capability	kW	3
Electric circuit	V	12



### Engine Equipment

#### Standards

The above ratings represent the engine performance capabilities to conditions specified in ISO 8528/1, ISO 3046/1:1986, BS 5514/1

#### Fuel system

Rotary type pump

#### Lube oil system

Wet steel sump with filler and dipstick

#### Filter

- Fuel filter
- Air filter
- Oil filter

#### Cooling system

- Mounted radiator
- Thermostatically-controlled system with belt driven coolant pump and pusher fan

## Alternator Specifications

Brand	Mecc Alte	
Model	ECP 32-3L/4 B	
Voltage	V	400
Frequency	Hz	50
Power factor	cos $\phi$	0.8
Type	Brushless	
Poles	4	
Voltage regulation system	Electronic	
Standard AVR	DSR	
Voltage tolerance	%	1.5
Efficiency @ 75% load	%	90.7
Class	H	
IP protection	23	




### Mechanical structure

Robust mechanical structure which permits easy access to the connections and components during routine maintenance check-ups.

### Voltage regulator

Voltage regulation with DSR. The digital DSR controls the range of voltage, avoiding any possible trouble that can be made by unskilled personnel. The voltage accuracy is  $\pm 1\%$  in static condition with any power factor and with speed variation between 5% and +30% with reference to the rated speed.



### Windings / Excitation system

Generator stator is wound to 2/3 pitch. This eliminates triplen (3rd, 9th, 15th ...) harmonics on the voltage waveform and is found to be the optimum design for trouble-free supply of non-linear loads. The 2/3 pitch design avoids excessive neutral currents sometimes seen with higher winding pitches. MAUX (Standard): The MAUX MeccAlte Auxiliary Winding is a separate winding within the main stators that feeds the regulator. This winding enables to take an overload of 300% forced current (short circuit maintenance) for 20 seconds. This is ideal for motor starting requirements.

### Insulation / Impregnation

Insulation is of class H standard. Impregnation is made with premium tropicalised epoxy resins by dipping and dripping. High voltage parts are impregnated by vacuum, so the insulation level is always very good. In the high-power models, the stator windings undergo a second insulation process. Grey protection is applied on the main and exciter stator to give enhanced protection.

### Reference standards

Alternator manufactured according to , and complies with , the most common specification such as CEI 2-3, IEC 34-1, EN 60034-1, VDE 0530, BS 4999-5000, CAN/CSA-C22.2 No14-95-No100-95.

## Genset equipment

### BASE FRAME MADE OF WELDED STEEL PROFILE, COMPLETE WITH:

- Anti-vibration mountings properly sized
- Welded support legs

### PLASTIC FUEL TANK WITH THE FOLLOWING COMPONENT:

- Filler neck
- Air breather (ventilation pipe)
- Minimum fuel level sensor

### OIL DRAINING PIPE WITH CAP:

- Oil draining facilities

### ENGINE COMPLETE WITH:


- Battery
- Liquids (no fuel)

### CANOPY:

- Soundproof canopy made up of modular panels, realized with zined steel as treatment against corrosion and aggressive conditions, properly fixed and sealed allowing a full weatherproof enclosure.
- Easy access to the genset for maintenance purposes thanks to: Wide lateral access doors fixed by stainless steel hinges and provided with plastic lockable handles and internal perforated galvanized steel-sheet; Detachable panels, with screws holes protected by rubber tap.
- Control panel protection door provided with suitable window and lockable handle.
- Lateral air inlet opening properly protected and soundproofed. Exhaust air outlet from the roof, trough wet section protected by proper grid.
- Single detachable lifting eye placed on the roof.

### SOUNDPROOF:

- Noise attenuation thanks to soundproofing material (rock wool)
- Efficient residential silencer placed inside the canopy



### Dimensional data

Length	(L) mm	2285
Width	(W) mm	920
Height	(H) mm	1465
Dry weight	Kg	1141
Fuel tank capacity	l	209



### Autonomy

Fuel consumption @ 75% PRP	l/h	13.50
Fuel consumption @ 100% PRP	l/h	17.97
Running time @ 75% PRP	h	15.48
Running time @ 100% PRP	h	11.63

### Noise level

Guaranteed noise level (LWA)	dB(A)	96
Noise pressure level @ 7 mt	dB(A)	67



### Installation data

Total air flow	m <sup>3</sup> /min	105.80
Exhaust gas flow @ PRP	m <sup>3</sup> /min	12.5
Exhaust gas temperature @ LTP	°C	555

### Data Current

Battery capacity	Ah	70
MAX current	A	119.80
Circuit breaker	A	125

### Control panel availability

MANUAL CONTROL PANEL	MCP
MANUAL CONTROL PANEL FULL OPTION	MPF
AUTOMATIC CONTROL PANEL	ACP

## MCP - Manual control panel

Mounted on the genset and complete of: analogue instrumentation, control, protection of the generating set, protected through door with lockable handle.

### INSTRUMENTATION (ANALOGUE)

- Voltmeter (1 phase)
- Ammeter (1 phase)
- Hours-counter

### COMMANDS

- Start/stop selector switch with key (Glow plugs preheating function also included).
- Emergency stop button installed on canopy side.

### PROTECTION WITH ALARM

- Low fuel level
- Battery charger failure
- low oil pressure
- high engine temperature
- Earth Fault.

### PROTECTIONS WITH SHUTDOWN

- Low fuel level
- Battery charger failure
- low oil pressure
- high engine temperature.
- Circuit breaker protection: III poles
- Emergency stop button

### OTHERS

- Panel protected through door with lockable handle.



### OUT PUT PANEL MCP

Power cables connection to Circuit Breaker.	
External Terminal Board (ETB)	Optional
Socket kit	Optional

## MPF - Manual control panel full option

Mounted on the genset and complete of: analogue instrumentation, control, protection of the generating set, protected through door with lockable handle

### INSTRUMENTATION (ANALOGUE)

- Voltmeter with selector switch (3 phases)
- Frequency meter
- Ammeter with selector switch (3 phases)
- Hours-counter
- Fuel level indicator
- Oil pressure indicator
- Engine temperature indicator

### COMMANDS

- Start/stop selector switch with key
- Emergency stop button

### PROTECTION WITH ALARM

- Low fuel level
- Battery charger failure
- low oil pressure
- high engine temperature
- Earth Fault

### PROTECTIONS WITH SHUTDOWN

- Low fuel level
- Battery charger failure
- low oil pressure
- high engine temperature
- Circuit breaker protection: III poles
- Emergency stop button

### OTHERS PROTECTIONS

- Panel protected through door with lockable handle

### OUT PUT PANEL MPF

ETB- External Terminal Board		ETB
Socket kit		Standard
Individual CB and Earth Fault protection		
3P+N+T 400V 63A	n	1
3P+N+T CEE 400V 32A	n	1
3P+N+T CEE 400V 16A	n	1
230V/16A 2P+T CEE	n	1
230V/16A SCHUKO	n	1



## ACP - Automatic control panel

Mounted on the genset, complete with digital control unit AC03 for monitoring, control and protection of the generating set, protected through door with lockable handle.

### DIGITAL INSTRUMENTATION (through AC-03)

- Generating set voltage (3 phases).
- Mains voltage.
- Generating set frequency.
- Generating set current (3 phases).
- Battery voltage.
- Power (kVA - kW - kVAr).
- Power factor Cos  $\phi$ .
- Hours-counter.
- Engine speed r.p.m.
- Fuel level (%).
- Engine temperature (depending on model)

### COMMANDS AND OTHERS

- Four operation modes: OFF - Manual starting - Automatic starting - Automatic test.
- Pushbutton for forcing Mains contactor or Genset contactor.
- Push-buttons: start/stop, fault reset, up/down/page/enter selection.
- Remote starting availability.
- DC system disconnection switch.
- Acoustic alarm.
- Automatic battery charger.
- RS232 Communication port.
- Settable PASSWORD for protection level.

### PROTECTIONS WITH ALARM

- Engine protections: low fuel level, low oil pressure, high engine temperature.
- Genset protections: under/over voltage, overload, under/over frequency, starting failure, under/over battery voltage

### PROTECTIONS WITH SHUTDOWN

- Engine protections: low fuel level, low oil pressure, high engine temperature,
- Genset protection: under/over voltage, overload, under/over battery voltage, battery charger failure.
- Circuit breaker protection: III poles.
- Earth Fault included in the control unit.

### OTHERS PROTECTIONS

- Emergency stop button.
- Panel protected through door with lockable handle.

### OUT PUT PANEL ACP

Plinth row for connection from ACP to LTS panel.	
Power cables connection to Circuit Breaker.	
Predisposed for remote control optional:	RCG
External Terminal Board (ETB)	Optional
Socket kit	Optional





## Supplements:

Only Available when order :

### CONTROL PANEL SUPPLEMENT

RCG - Various supplements for remote controls - available for models:	ACP
TLP - Various supplements for remote signals - available for models:	ACP
ADI - Adjustable Differential Intensity - available only for models:	ACP
TIF - IV Poles Circuit Breaker instead of III - available for models:	ACP MCP
ETB - External Terminal Board - available for models:	MCP ACP



### Socket kit

SKB socket kit B - available for models:	ACP MCP
Individual CB and Earth Fault protection	
3P+N+T 400V 63A	n 1
3P+N+T CEE 400V 32A	n 1
230V/16A 2P+T CEE	n 1
230V/16A SCHUKO	n 1
NB: for assembly is necessary:	ETB
3P+N+T CEE 400V 16A	n 1

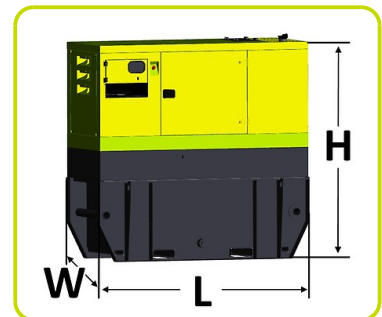


### GENSET EQUIPMENT

KPR - Premium Kit (Leak Proof Tray - Leakage detection sensor - Manual oil drain pump)	
AFP - Automatic Fuel Pump	ACP
KRT - Kit Rental which includes fuel filter with water separator, 3-way fuel valve, battery switch, earth rod, docs folder)	

### Extended Fuel Tank

Fuel tank capacity	l	730
Length (Genset)	(L) mm	2294
Width (Genset)	(W) mm	1007
Height (Genset)	(H) mm	2118



### ENGINE SUPPLEMENTS

PHS - Coolant Pre-Heating System - available for models:	ACP
--	-----

## Accessories

Items available as accessory equipment

STR - Site trailer

RTR - Road Trailer



## LTS - LOAD TRANSFER SWITCH - Accessories ACP

The Load Transfer Switch (LTS) panel operates the power supply changeover between the generator and the Mains in backup applications, guarantying the feeding to the load within a short period of time.

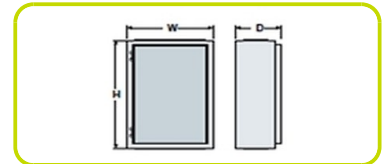
It consists of a standalone cabinet which can be installed separate from the generating set. The logic control of the power supply changeover is operated by means of the Automatic Control panel mounted on the generating set, so therefore none logic device is required on the LTS panel.



## NOMINAL CURRENT & DIMENSIONS PANEL LTS (standard\*)

Nominal Current	A	140
Width	(W) mm	700
Height	(H) mm	500
Depth	(D) mm	290
Weight	Kg	29

\* = Available electrical power more



Printed on 11/03/2016 (ID 3465)

©2012 | PR INDUSTRIAL s.r.l. | All rights reserved | Image shown may not reflect actual package. Specifications subject to change without notice | ENERGY GENERATION is registered trademarks of PR INDUSTRIAL s.r.l. Other company, product or service names may be trademarks or service marks of others. RevA (06/2012).

